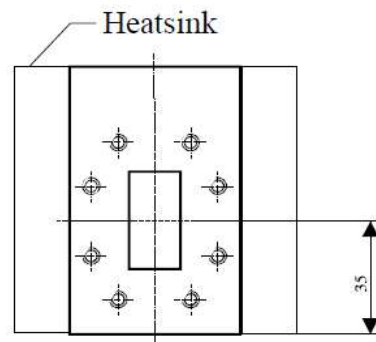
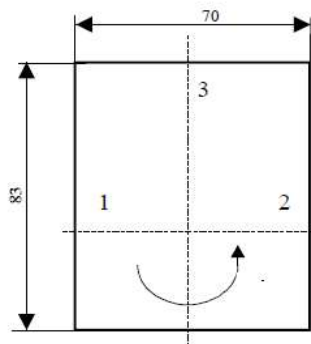
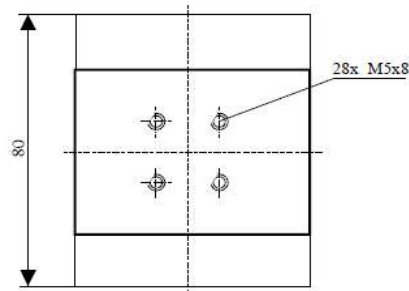


## Waveguide Circulator

### CW 6.3125-150 W



#### Electrical Specifications

	Min	Max	Unit
Operating Frequency	5,85	6,725	GHz
Insertion Loss		0,3	dB
Isolation	20		dB
VSWR		1,29:1	
Forward Power		150	W
Reverse Power		150	W

#### Mechanical Specifications

Interface/ Connectors	WR 137/ CPR 137F
Direction	CCW
Weight	700 g
Housing Material	AlMgSi; Steel
Surface	Conversion Coating; Ni-coated

#### Environmental Specifications

Operating Temp. Range (°C)	-40	+70
----------------------------	-----	-----